



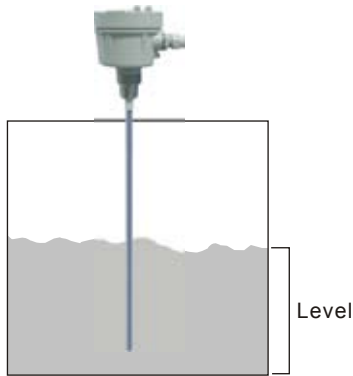
## RF-Capacitance Level Transmitter

# PRODUCT INTRODUCTION

## PRINCIPLE

RF-Capacitance level Transmitter utilizes the capacitance formed between the sensing probe and the reference probe or the metal vessel wall to calculate the level of the liquid/medium inside the vessel according to the capacitance theory that the capacitance and vessel are proportional increased.

When sensing probe and detected media are fixed, media dielectric constant ( $K_{media}$ ) is normally bigger than air ( $K_{air}=1$ ). Capacitance for media ( $C_{media}$ ) increases when liquid/ power/ solid level raise. EB prouduct detects media level by calculating capacitance inside the tank.



## FEATURES

### EB2□□□ Series

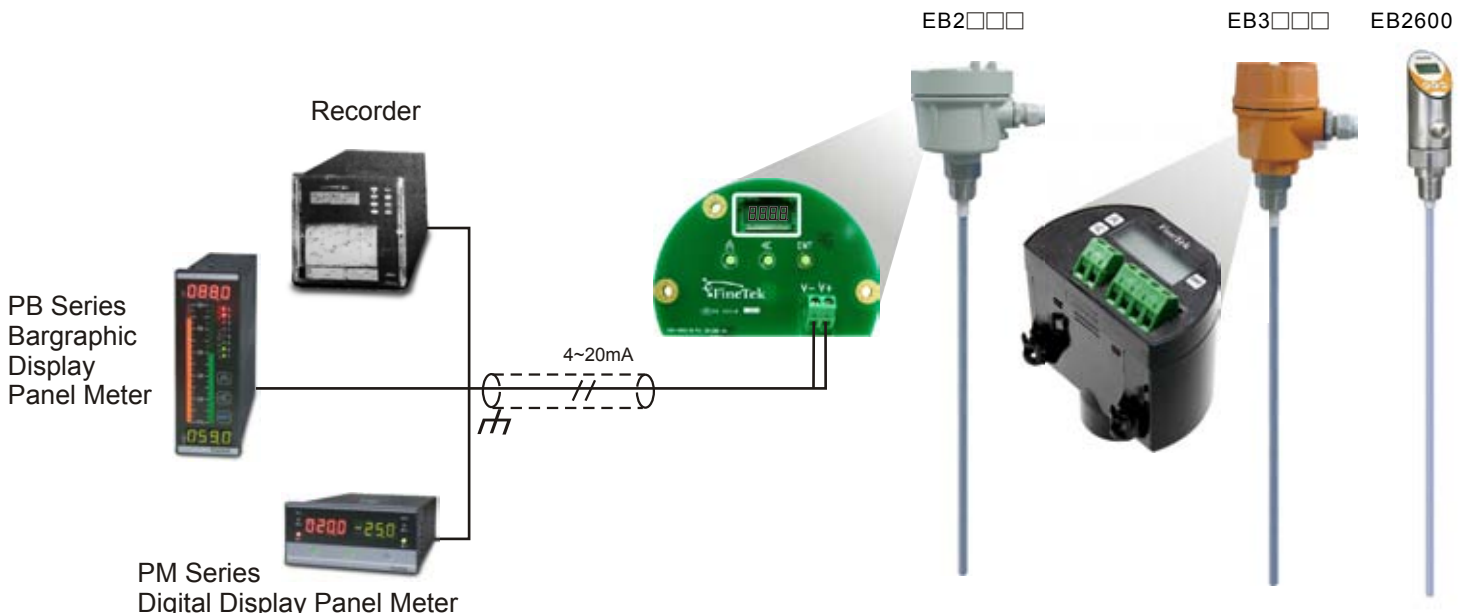
- 4~20mA 2 wire Loop power
- Low consumption of power (22mA Max)
- High accuracy of linearity ( $< \pm 1\%$  FS)
- Temperature compensation, low temperature effect ( $\pm 0.02\%$  FS / °C)
- Easy calibration (Any 2 points for calibration)
- Wide measuring range for capacitance (0~5000pF)
- No blind distance, ideal for different tanks.
- Suitable for high temperature, high pressure and corrosive environment.

### EB3□□□ Series

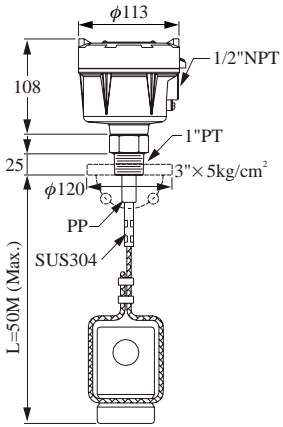
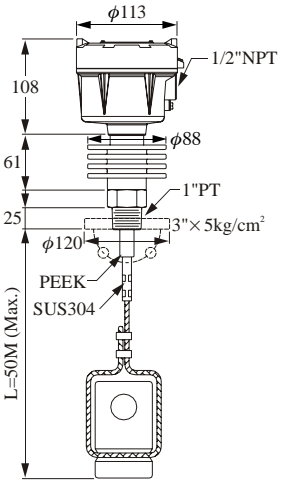
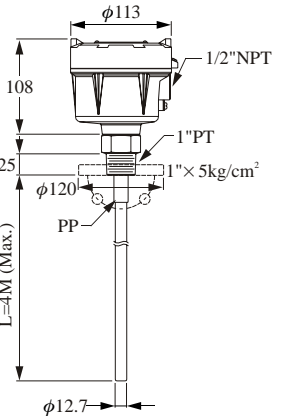
- Dual protection prevents fog from damaging PCB.
- LCD indication is easy for observation from top.
- Power Supply: 12~36Vdc
- Photocoupler x 2
- Protective housing with high stability prevents from any damages during transportation, installation and operation.
- Measuring accuracy is not affected by temperature and pressure.
- Display range-1999~9999

### EB2600 Series

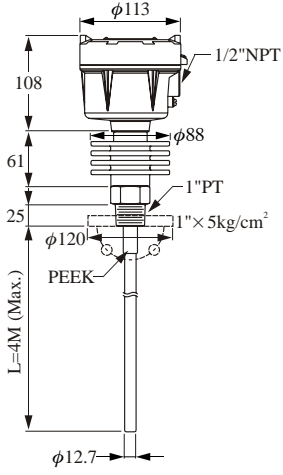
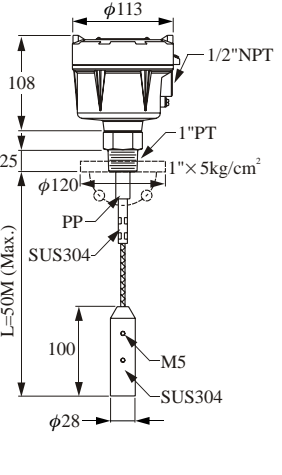
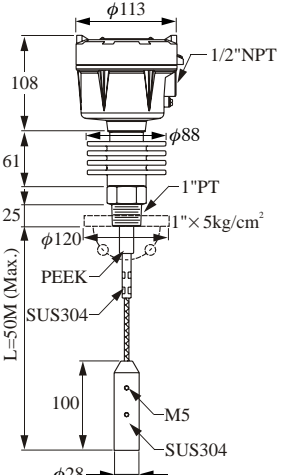
- Settings can be done directly with 3 buttons on the housing.
- 270° reversible direction for display.
- Easy wiring with quick connector.
- Easy installation with small product size.
- Inclined plane design, LCD display is easy to be read.



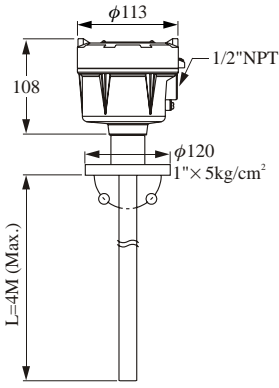
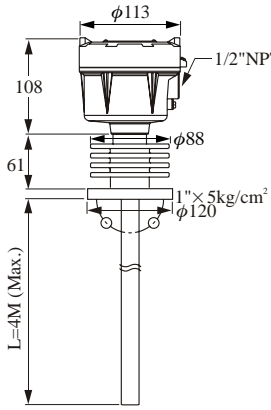
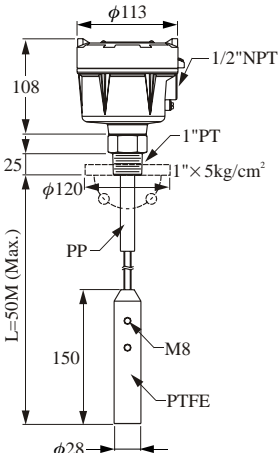
# STANDARD TYPE

<b>Dimensions</b> (unit:mm)	 <p>Suitable for big tank Media : non-conductive material low moisture material</p>	 <p>Suitable for big tank Media : non-conductive material low moisture material</p>	 <p>Suitable for middle/ small tank Media : non-conductive material low moisture material</p>
<b>Model No.</b>	<b>EB2100 Wire Probe</b>	<b>EB2101 Hi-Temp Wire Probe</b>	<b>EB2200 Rod Probe</b>
<b>Probe Material</b>	SUS304	SUS304	SUS304/316
<b>Weight Material</b>	CERAMIC	CERAMIC	————
<b>Ambient Temperature</b>	-40~80°C	-40~80°C	-40~80°C
<b>Operating Temperature</b>	-40~100°C	-40~200°C	-40~100°C
<b>Tensile Strength</b>	2000Kgf	2000Kgf	————
<b>Operation Voltage</b>	12~36Vdc	12~36Vdc	12~36Vdc
<b>Output Current</b>	4 ~20mA(two wire)	4 ~20mA(two wire)	4 ~20mA(two wire)
<b>Measuring Range</b>	0~5000pF	0~5000pF	0~5000pF
<b>Accuracy</b>	± 1%FS (25°C)	± 1%FS (25°C)	± 1%FS (25°C)
<b>Housing IP Degree</b>	IP65	IP65	IP65
<b>Connection</b>	3"x5kg/cm <sup>2</sup> flange or 1"PT screw	3"x5kg/cm <sup>2</sup> flange or 1"PT screw	1"x5kg/cm <sup>2</sup> flange or 1"PT screw
<b>Weight</b>	Approx. 3.7kg(1M)	Approx. 4.2kg(1M)	Approx. 2.3kg(1M)
<b>Operating Pressure</b>	40kg/cm <sup>2</sup>	40kg/cm <sup>2</sup>	40kg/cm <sup>2</sup>

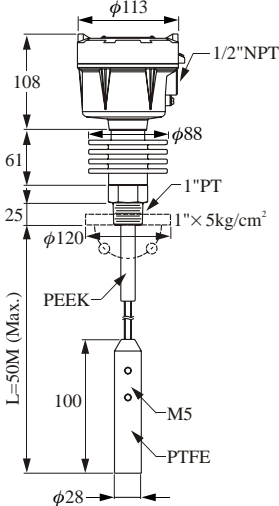
# STANDARD TYPE

<b>Dimensions</b> (unit:mm)	 <p>Suitable for middle/ small tank Media : non-conductive material low moisture material</p>	 <p>Suitable for non-conductive/ low moisture material and big tank.(weight can not be fixed at the bottom of tank)</p>	 <p>Suitable for non-conductive/ low moisture material and big tank.(weight can not be fixed at the bottom of tank)</p>
<b>Model No.</b>	<b>EB2201 Hi-Temp Rod Probe</b>	<b>EB2300 Wire Probe</b>	<b>EB2301 Hi-Temp Wire Probe</b>
<b>Probe Material</b>	SUS304/316	SUS304	SUS304
<b>Weight Material</b>	————	SUS304	SUS304
<b>Ambient Temperature</b>	-40~80°C	-40~80°C	-40~80°C
<b>Operating Temperature</b>	-40~200°C	-40~100°C	-40~200°C
<b>Tensile Strength</b>	————	2000Kgf	2000Kgf
<b>Operation Voltage</b>	12~36Vdc	12~36Vdc	12~36Vdc
<b>Output Current</b>	4 ~20mA(two wire)	4 ~20mA(two wire)	4 ~20mA(two wire)
<b>Measuring Range</b>	0~5000pF	0~5000pF	0~5000pF
<b>Accuracy</b>	± 1%FS (25°C)	± 1%FS (25°C)	± 1%FS (25°C)
<b>Housing IP Degree</b>	IP65	IP65	IP65
<b>Connection</b>	1"x5kg/cm² flange or 1"PT screw	1"x5kg/cm² flange or 1"PT screw	1"x5kg/cm² flange or 1"PT screw
<b>Weight</b>	Approx. 2.8kg(1M)	Approx. 2.3kg(1M)	Approx. 2.8kg(1M)
<b>Operating Pressure</b>	40kg/cm²	40kg/cm²	40kg/cm²

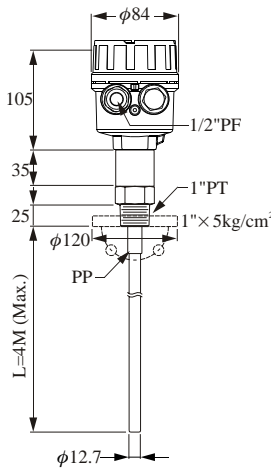
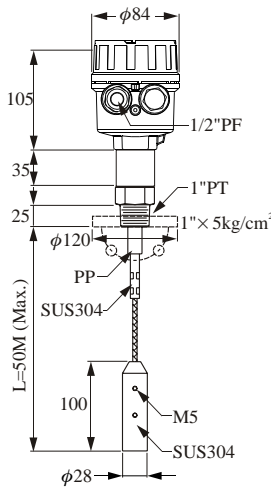
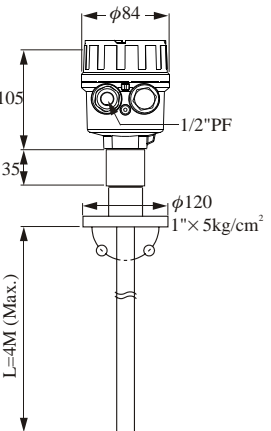
# STANDARD TYPE

<b>Dimensions</b> (unit:mm)	 <p>EB2400 --- PVDF Coating                      EB2420 --- PP Coating                      EB2430 --- FEP Coating                      Suitable for conductive/                      corrosive material and middle-size                      tank.</p>	 <p>Suitable for conductive/                      corrosive material and middle-size                      tank.</p>	 <p>EB2520 --- PP Coating                      EB2530 --- FEP Coating                      Suitable for conductive/                      corrosive material and middle-size                      tank.(weight can not be fixed at                      the bottom of tank)</p>
<b>Model No.</b>	<b>EB2400/20/30 Anti-Corrosion</b>	<b>EB2431 Hi-temp Anti-Corrosion</b>	<b>EB2520/30 Anti-Corrosion Wire Probe</b>
<b>Probe Material</b>	SUS304+Coating	SUS304+Coating	SUS304+Coating
<b>Weight Material</b>	————	————	SUS304+PTFE
<b>Ambient Temperature</b>	-40~80°C	-40~80°C	-40~80°C
<b>Operating Temperature</b>	-40~100°C	-40~200°C	-40~100°C
<b>Tensile Strength</b>	————	————	1200Kgf
<b>Operation Voltage</b>	12~36Vdc	12~36Vdc	12~36Vdc
<b>Output Current</b>	4 ~20mA(two wire)	4 ~20mA(two wire)	4 ~20mA(two wire)
<b>Measuring Range</b>	0~5000pF	0~5000pF	0~5000pF
<b>Accuracy</b>	± 1%FS (25°C)	± 1%FS (25°C)	± 1%FS (25°C)
<b>Housing IP Degree</b>	IP65	IP65	IP65
<b>Connection</b>	1"x5kg/cm <sup>2</sup> flange	1"x5kg/cm <sup>2</sup> flange	1"x5kg/cm <sup>2</sup> flange or 1"PT screw
<b>Weight</b>	Approx. 2.3kg(1M)	Approx. 2.3kg(1M)	Approx. 2.3kg(1M)
<b>Operating Pressure</b>	40kg/cm <sup>2</sup>	40kg/cm <sup>2</sup>	40kg/cm <sup>2</sup>

# STANDARD TYPE

<p><b>Dimensions</b> (unit:mm)</p>	 <p>Suitable for conductive/ corrosive material and middle-size tank.(weight can not be fixed at the bottom of tank)</p>
<p><b>Model No.</b></p>	<p><b>EB2531 Anti-Corrosion Hi-Temp Wire Probe</b></p>
<p><b>Probe Material</b></p>	<p>SUS304+Coating</p>
<p><b>Weight Material</b></p>	<p>SUS304+PTFE</p>
<p><b>Ambient Temperature</b></p>	<p>-40~100°C</p>
<p><b>Operating Temperature</b></p>	<p>-40~200°C</p>
<p><b>Tensile Strength</b></p>	<p>2000Kgf</p>
<p><b>Operation Voltage</b></p>	<p>12~36Vdc</p>
<p><b>Output Current</b></p>	<p>4 ~20mA(two wire)</p>
<p><b>Measuring Range</b></p>	<p>0~5000pF</p>
<p><b>Accuracy</b></p>	<p>± 1%FS (25°C)</p>
<p><b>Housing IP Degree</b></p>	<p>IP65</p>
<p><b>Connection</b></p>	<p>1"x5kg/cm<sup>2</sup> flange or 1"PT screw</p>
<p><b>Weight</b></p>	<p>Approx. 2.3kg(1M)</p>
<p><b>Operating Pressure</b></p>	<p>40kg/cm<sup>2</sup></p>

# STANDARD TYPE (MULTI-FUNCTION)

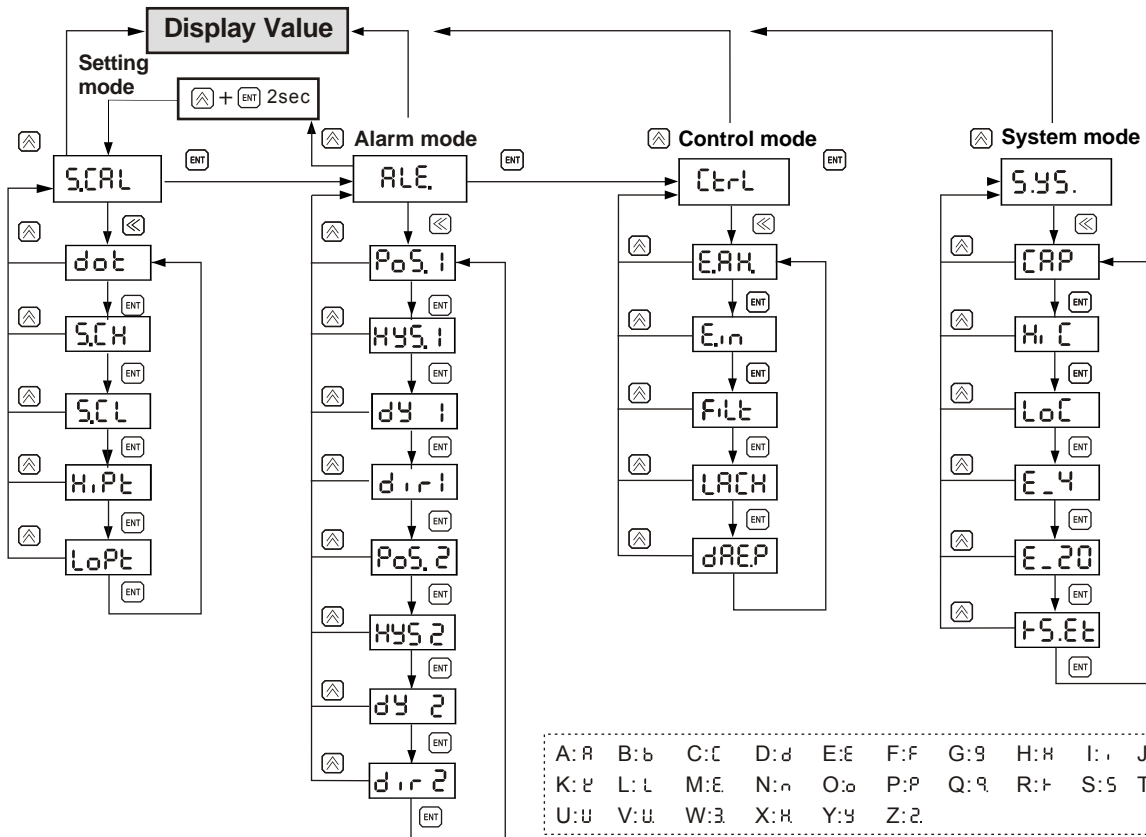
<b>Dimensions</b> (unit:mm)	 <p>Suitable for non-conductive material and middle-size tank.</p>	 <p>Suitable for non-conductive material and big tank.</p>	 <p>EB3400 --- PVDF Coating EB3420 --- PP Coating EB3430 --- FEP Coating</p> <p>Suitable for conductive/ corrosive material and middle-size tank.</p>
<b>Model No.</b>	<b>EB3200 Rod Probe</b>	<b>EB3300 Wire Probe</b>	<b>EB3400/20/30 Anti-Corrosion</b>
<b>Probe material</b>	SUS304/316	SUS304	SUS304+Coating
<b>Weight material</b>	————	SUS304	————
<b>Ambient Temperature</b>	-40~80°C	-40~80°C	-40~80°C
<b>Operating Temperature</b>	-40~100°C	-40~100°C	-40~100°C
<b>Tensile strength</b>	————	2000Kgf	————
<b>Operation voltage</b>	12~36Vdc	12~36Vdc	12~36Vdc
<b>Output current</b>	4 ~20mA(two wire)	4 ~20mA(two wire)	4 ~20mA(two wire)
<b>Output Linear Range</b>	3.8~21.5mA	3.8~21.5mA	3.8~21.5mA
<b>Upper Limit</b>	22mA	22mA	22mA
<b>Lower Limit</b>	3.5mA	3.5mA	3.5mA
<b>Output Latch</b>	3.5、22mA	3.5、22mA	3.5、22mA
<b>Measuring Range</b>	0~5000pF	0~5000pF	0~5000pF
<b>Accuracy</b>	± 1%FS (25°C)	± 1%FS (25°C)	± 1%FS (25°C)
<b>Housing IP Degree</b>	IP65	IP65	IP65
<b>Connection</b>	1"x5kg/cm <sup>2</sup> flange or 1"PT screw	1"x5kg/cm <sup>2</sup> flange or 1"PT screw	1"x5kg/cm <sup>2</sup> flange
<b>Weight</b>	Approx. 2.3kg(1M)	Approx. 2.3kg(1M)	Approx. 2.3kg(1M)
<b>Operating pressure</b>	40kg/cm <sup>2</sup>	40kg/cm <sup>2</sup>	40kg/cm <sup>2</sup>

# STANDARD TYPE (MULTI-FUNCTION) / COMPACT RAMP

<b>Dimensions (unit:mm)</b>	<p>EB3520 --- PP Coating EB3530 --- FEP Coating Suitable for conductive/ corrosive material and middle-size tank.</p>
<b>Model No.</b>	<b>EB3520/30 Anti-Corrosion Wire Probe</b>
<b>Probe material</b>	SUS304+Coating
<b>Weight material</b>	SUS304+PTFE
<b>Ambient Temperature</b>	-40~80°C
<b>Operating Temperature</b>	-40~100°C
<b>Tensile strength</b>	2000Kgf
<b>Operation voltage</b>	12~36Vdc
<b>Output current</b>	4 ~20mA(two wire)
<b>Output Linear Range</b>	3.8~21.5mA
<b>Upper Limit</b>	22mA
<b>Lower Limit</b>	3.5mA
<b>Output Latch</b>	3.5、22mA
<b>Measuring Range</b>	0~5000pF
<b>Accuracy</b>	± 1%FS (25°C)
<b>Housing IP Degree</b>	IP65
<b>Connection</b>	1"x5kg/cm <sup>2</sup> flange or 1"PT screw
<b>Weight</b>	Approx. 2.3kg(1M)
<b>Operating pressure</b>	15kg/cm <sup>2</sup>

<b>Dimensions (unit:mm)</b>	<p>Suitable for conductive/ corrosive material and small tank.</p>
<b>Model No.</b>	<b>EB2600 Compact Ramp</b>
<b>Power supply</b>	12~36Vdc
<b>Measuring range</b>	0~1000pF
<b>Output current</b>	4~20mA(two wire)
<b>Output Linear Range</b>	3.8~21.5mA
<b>Upper Limit</b>	22mA
<b>Lower Limit</b>	3.5mA
<b>Output Latch</b>	3.5、22mA
<b>Accuracy</b>	± 1%FS (25°C)
<b>Load Resistance</b>	(Vs- 12) x 50 VsPower Voltage
<b>Environment Temperature</b>	-40°C~80°C
<b>Operation Temperature</b>	-40°C~100°C
<b>Environment Humidity</b>	0~85%
<b>Temperature Coefficient</b>	± 0.02% FS. /°C
<b>LCD Display</b>	-1999 ~ 9999
<b>Housing IP Degree</b>	IP 65

# CALIBRATION & SETUP



Main Menu	Sub-Menu	Range	Default	Description	EB3 Series	EB2 Series	EB2600 Series
S.CAL	dot	0~3	1	Decimal point setting	●	●	●
	S.C.H	-1999~9999	100.0	20mA corresponding display value	●	●	●
	S.C.L	-1999~9999	0	4mA corresponding display value	●	●	●
	H.P.t	-1999~9999	100.0	Corresponding calibration value for high point (Hipt).	●	●	●
	LoP.t	-1999~9999	0	Corresponding Calibration Value for low point (Lopt).	●	●	●
A.L.E.	PoS.1	-1999~9999	50.00	Process High Alarm Alarm position	●	—	—
	HYS.1	-1999~9999		Hysteresis Alarm	●	—	—
	dy.1	0~99	0	Alarm delay time(sec)	●	—	—
	dir.1	nOP/nCL	nOP	Alarm direction nOP:normal open nCL:normal close	●	—	—
	PoS.2	-1999~9999	50.00	Process Low Alarm Alarm position	●	—	—
	HYS.2	-1999~9999	0	Hysteresis Alarm	●	—	—
	dy.2	0~99	0	Alarm delay time(sec)	●	—	—
C.t.r.l.	E.R.H.	SAVE,RSET BACK	SAVE	Memory for max & mini value during operation. SAVE:Save value into Eeprom REST:Clean present value and memory BACK:Go back to sub-menu	●	●	●
	E.in	SAVE,RSET BACK	SAVE		●	●	●
	F.i.l.t	Lo,MID,HI	LO	Software Filter	●	●	●
	L.A.C.H	ON, OFF	OFF	Output latch	●	●	●
	d.R.E.P	1~60sec	1	Reflash time	—	●	—
S.Y.S.	C.R.P	0~9999		Capacity Value	●	●	●
	H.i.C	0~9999	5056	High point Capacity Value	●	●	●
	Lo.C	0~9999	54	Low point Capacity Value	●	●	●
	E_4	-1999~9999	0	4mA fine turn	—	●	—
	E_20	-1999~9999	0	20mA fine turn	—	●	—
	F.S.E.t			Load default	—	●	—

# ORDER INFORMATION

**EB 2 1 6 0    HM    5 0 0 0**

**Order No.** \_\_\_\_\_

3: Multi-function Type                      2: Standard Type

**Order No.** \_\_\_\_\_

- 32 --- Rod Type
- 33 --- Wire Probe Type
- 34 --- Anti-Corrosion (3400: PVDF    3420: PP    3430: FEP)
- 35 --- Anti-Corrosion with Wire-probe weight  
(3520: PP    3530: FEP)
- 21 --- Wire Probe Type
- 21 --- Hi-Temp Wire Probe Type
- 22 --- Rod Type
- 22 --- Hi-Temp Rod Probe Type
- 23 --- Wire Probe Type
- 23 --- Hi-Temp Wire Probe Type
- 24 --- Anti-Corrosion (2400: PVDF    2420: PP    2430: FEP)
- 25 --- Anti-Corrosion with Wire-probe weight  
(2520: PP    2530: FEP)
- 26 --- Compact Ramp

**Material** \_\_\_\_\_

Metal Probe:                      0:SUS304    1:SUS316  
 Plastic Coated Probe:    0:PVDF    2:PP    3:FEP

**Temperature Resistance** \_\_\_\_\_

- 0: Standard (max.100°C)
- 1: Hi-Temp Type (max.200°C)

**Connecting** \_\_\_\_\_

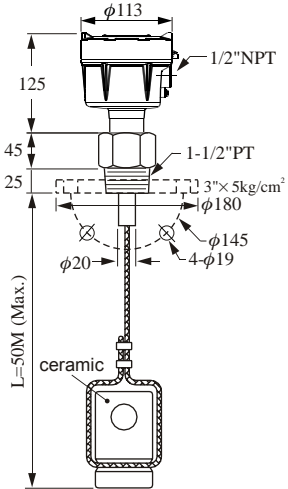
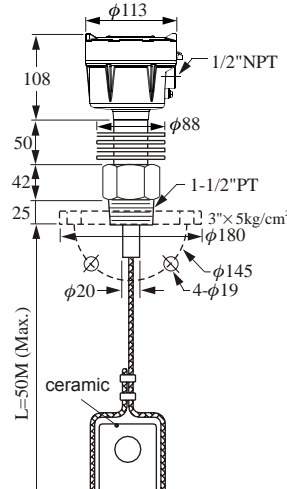
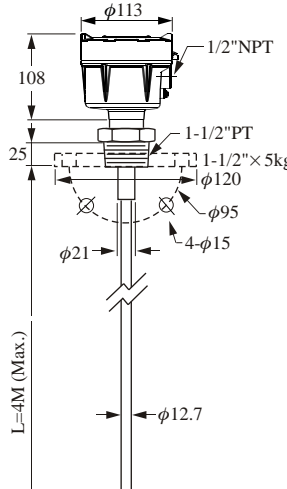
Dimension	Specification
B --- 1/2" (EB2600)	M --- 5kg/cm <sup>2</sup>
C --- 3/4" (EB2600)	N --- 10kg/cm <sup>2</sup>
D --- 1"	O --- 150 Lbs
E --- 1-1/2"	P --- 300 Lbs
F --- 2"	Q --- PT
G --- 2-1/2"	R --- PF(G)
H --- 3"	T --- BSP
I --- 4"	U --- NPT
J --- 5"	V --- GAS
K --- 6"	S --- others
S --- others	

**Probe Length (unit: mm)** \_\_\_\_\_

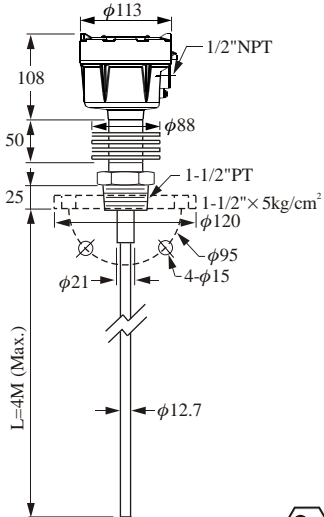
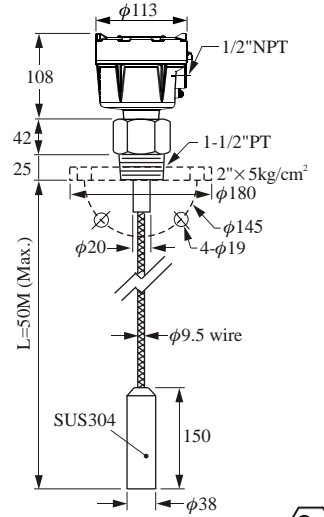
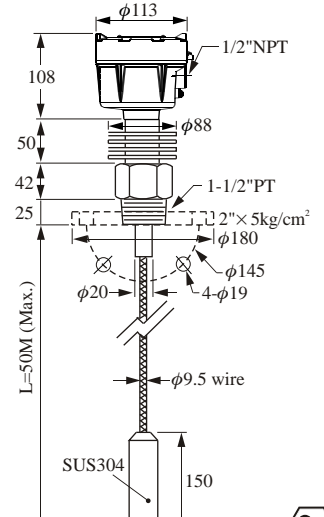
- 0500:** below 500mm
  - 1000:** 501~1000mm
  - 1500:** 1001~1500mm
  - ⋮
  - ⋮
- ※ 500mm per Unit  
 ※ Use English letter as first code for probe length over 10m.  
 A150 represents 15m, A200 represents 20m

\* Tolerance of the total product length is ±5mm  
 \* Characteristics, specifications and dimensions are subject to change without notice.  
 \* Please contact your nearest distributing office for further informations.

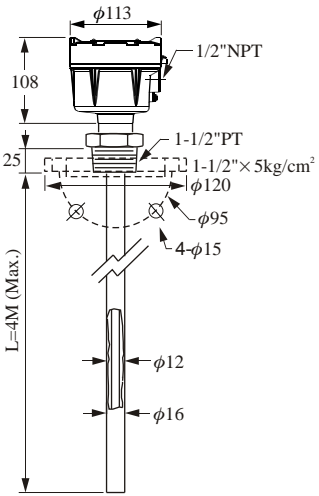
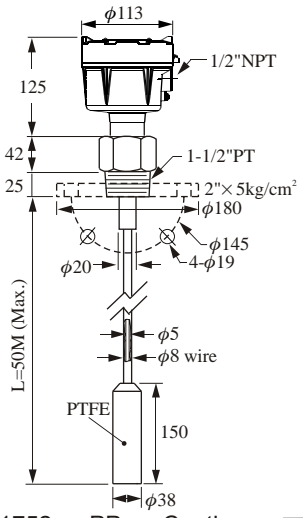
**EXPLOSION PROOF TYPE**

<b>Dimensions</b> (unit:mm)	 <p style="text-align: center;">Suitable for non-conductive material and big tank.</p>	 <p style="text-align: center;">Suitable for non-conductive material and big tank.</p>	 <p style="text-align: center;">Suitable for non-conductive material and middle-size tank.</p>
<b>Model No.</b>	<b>EB1710 Wire Probe</b>	<b>EB1711 Hi-Temp Wire Probe</b>	<b>EB1720 Rod Probe</b>
<b>Probe material</b>	SUS304	SUS304	SUS304/316
<b>Weight material</b>	CERAMIC	CERAMIC	—
<b>Ambient Temperature</b>	-20~70°C	-20~70°C	-20~70°C
<b>Operating Temperature</b>	-40~80°C	-40~200°C	-40~80°C
<b>Tensile strength</b>	2000Kgf	2000Kgf	—
<b>Operation voltage</b>	12~36Vdc	12~36Vdc	12~36Vdc
<b>Output current</b>	4 ~20mA(two wire)	4 ~20mA(two wire)	4 ~20mA(two wire)
<b>Measuring Range</b>	0~5000pF	0~5000pF	0~5000pF
<b>Accuracy</b>	± 1%FS (25°C)	± 1%FS (25°C)	± 1%FS (25°C)
<b>Housing IP Degree</b>	IP65	IP65	IP65
<b>Connection</b>	3"x5kg/cm <sup>2</sup> flange or 1-1/2"PT screw	3"x5kg/cm <sup>2</sup> flange or 1-1/2"PT screw	1-1/2"x5kg/cm <sup>2</sup> flange or 1-1/2"PT screw
<b>Weight</b>	Approx. 3.7kg(1M)	Approx. 4.2kg(1M)	Approx. 2.3kg(1M)
<b>Operating pressure</b>	40kg/cm <sup>2</sup>	40kg/cm <sup>2</sup>	40kg/cm <sup>2</sup>

# EXPLOSION PROOF TYPE

<b>Dimensions</b> (unit:mm)	 <p style="text-align: right;">Ⓢ</p>	 <p style="text-align: right;">Ⓢ</p>	 <p style="text-align: right;">Ⓢ</p>
<b>Model No.</b>	<b>EB1721 Hi-Temp Rod Probe</b>	<b>EB1730 Wire Probe</b>	<b>EB1731 Hi-Temp Wire Probe</b>
<b>Probe material</b>	SUS304/316	SUS304	SUS304
<b>Weight material</b>	———	SUS304	SUS304
<b>Ambient Temperature</b>	-20~70°C	-20~70°C	-20~70°C
<b>Operating Temperature</b>	-40~200°C	-40~80°C	-40~200°C
<b>Tensile strength</b>	———	2000Kgf	2000Kgf
<b>Operation voltage</b>	12~36Vdc	12~36Vdc	12~36Vdc
<b>Output current</b>	4 ~20mA(two wire)	4 ~20mA(two wire)	4 ~20mA(two wire)
<b>Measuring Range</b>	0~5000pF	0~5000pF	0~5000pF
<b>Accuracy</b>	± 1%FS (25°C)	± 1%FS (25°C)	± 1%FS (25°C)
<b>Housing IP Degree</b>	IP65	IP65	IP65
<b>Connection</b>	1-1/2"x5kg/cm <sup>2</sup> flange or 1-1/2"PT screw	2"x5kg/cm <sup>2</sup> flange or 1-1/2"PT screw	2"x5kg/cm <sup>2</sup> flange or 1-1/2"PT screw
<b>Weight</b>	Approx. 2.8kg(1M)	Approx. 2.3kg(1M)	Approx. 2.8kg(1M)
<b>Operating pressure</b>	40kg/cm <sup>2</sup>	40kg/cm <sup>2</sup>	40kg/cm <sup>2</sup>

**EXPLOSION PROOF TYPE**

Dimensions (unit:mm)	 <p>EB1740 --- PVDF Coating Ⓢ EB1742 --- PP Coating Ⓢ EB1743 --- FEP Coating Ⓢ Suitable for conductive/ corrosive material and middle-size tank.</p>	 <p>EB1752 --- PP Coating Ⓢ EB1753 --- FEP Coating Ⓢ Suitable for conductive/ corrosive material and big tank.(weight can not be fixed at the bottom of tank)</p>
<b>Model No.</b>	<b>EB1740/42/43 Anti-Corrosion</b>	<b>EB1752/53 Anti-Corrosion Wire Probe</b>
<b>Probe material</b>	SUS304+Coating	SUS304+Coating
<b>Weight material</b>	————	SUS304+PTFE
<b>Ambient Temperature</b>	-20~70°C	-20~70°C
<b>Operating Temperature</b>	-40~80°C	-40~80°C
<b>Tensile strength</b>	————	2000Kgf
<b>Operation voltage</b>	12~36Vdc	12~36Vdc
<b>Output current</b>	4 ~20mA(two wire)	4 ~20mA(two wire)
<b>Measuring Range</b>	0~5000pF	0~5000pF
<b>Accuracy</b>	± 1%FS (25°C)	± 1%FS (25°C)
<b>Housing IP Degree</b>	IP65	IP65
<b>Connection</b>	1-1/2"x5kg/cm <sup>2</sup> flange or 1-1/2"PT screw	2"x5kg/cm <sup>2</sup> flange or 1-1/2"PT screw
<b>Weight</b>	Approx. 2.3kg(1M)	Approx. 2.3kg(1M)
<b>Operating pressure</b>	40kg/cm <sup>2</sup>	40kg/cm <sup>2</sup>

# ORDER INFORMATION

EB **1** **7** **1** **0** **HM** **5** **0** **0** **0**

**Order No.** \_\_\_\_\_

- 1710 --- Wire Probe Type
- 1711 --- Hi-Temp Wire Probe Type
- 1720 --- Rod Type
- 1721 --- Hi-Temp Rod Probe Type
- 1730 --- Wire Probe Type
- 1731 --- Hi-Temp Wire ProbeType
- 174□ --- Anti-Corrosion (1740: PVDF 1742: PP 1743: FEP)
- 175□ --- Anti-Corrosion with Wire-probe weight  
(1752: PP 1753: FEP)

**Connecting** \_\_\_\_\_

Dimension	Specification
D --- 1"	M --- 5kg/cm <sup>2</sup>
E --- 1-1/2"	N --- 10kg/cm <sup>2</sup>
F --- 2"	O --- 150 Lbs
G --- 2-1/2"	P --- 300 Lbs
H --- 3"	Q --- PT
I --- 4"	R --- PF(G)
J --- 5"	T --- BSP
K --- 6"	U --- NPT
S --- others	V --- GAS
	S --- others

**Probe Length (unit: mm)** \_\_\_\_\_

- 0500:** below 500mm
  - 1000:** 501~1000mm
  - 1500:** 1001~1500mm
  - ⋮
  - ⋮
- ※ 500mm per Unit
  - ※ Use English letter as first code for probe length over 10m.  
A150 represents 15m, A200 represents 20m

\* Tolerance of the total product length is ±5mm  
 \* Characteristics, specifications and dimensions are subject to change without notice.  
 \* Please contact your nearest distributing office for further informations.

# INSTALLATION

1. The rod probe or cable probe (depending upon which one you purchased ) should be parallel to the tank wall and be positioned as close as possible to the tank wall. Make sure the medium does not stick in between the probe and the tank wall.
2. If the tank is not electrically conductive, a metal strap should be added outside of tank wall (fig. 1) for either liquid or non-liquid medium. Or place a metal tube, usually made out of stainless steel, around the rod (fig. 2) for liquid medium. This metal tube should come with a vent hole at top of the tube to allow the medium to go up inside of the tube.
3. If the container is irregular-shaped, such as a cylindrical, and the medium is liquid with low viscosity, the rod should be placed inside a metal tube with vent hole at the top. (Fig. 2)
4. For non-conductive medium of powder or granules in a new or empty tank, the cable probe should be fixed to the bottom of tank with ceramic isolator (EB2100 Series. If the tank is not empty, please use the EB2300 Series. (fig. 3)
5. Make sure to fix the rod probe or cable probe to the container wall with non-conductive supporting material. If an agitator is in place (see fig. 4). This will prevent the deformation of the rod probe and tangling of the cable probe around the agitator.
6. If the medium is conductive, make sure to coat the rod probe or cable probe with PVDF or PP material.
7. During the installation, the process connection should be grounded. An installation without proper grounding will not guarantee normal operation of the device later on.
8. When all electrical connections inside of a Capacitance Level Transducer housing are finished, the housing cover and the conduit opening should be sealed and tightened to prevent moisture from soaking in.

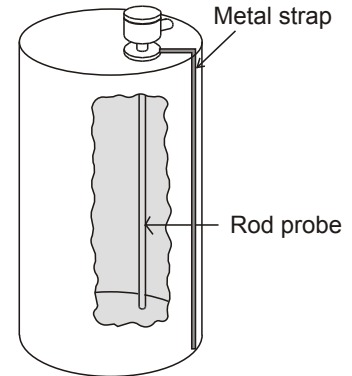


Fig. 1

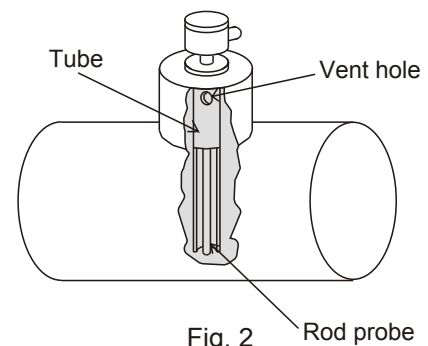


Fig. 2

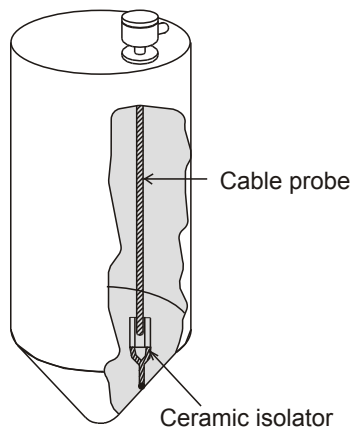


Fig. 3

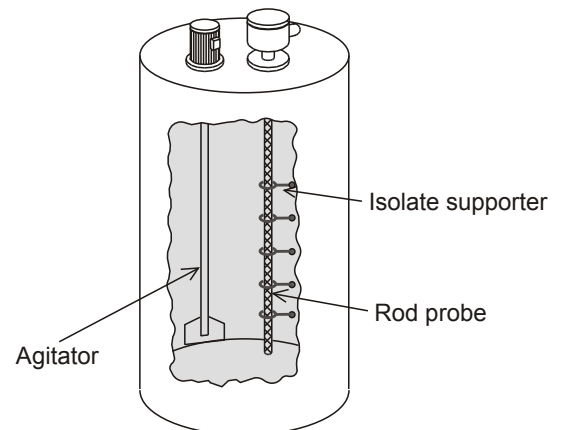
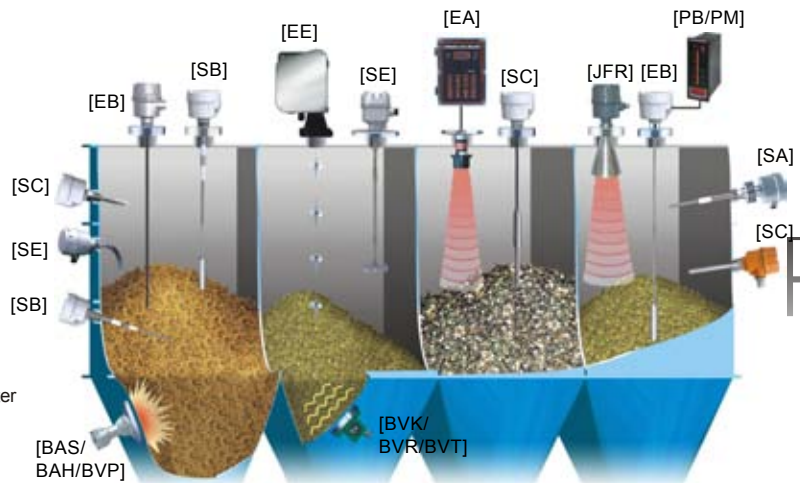
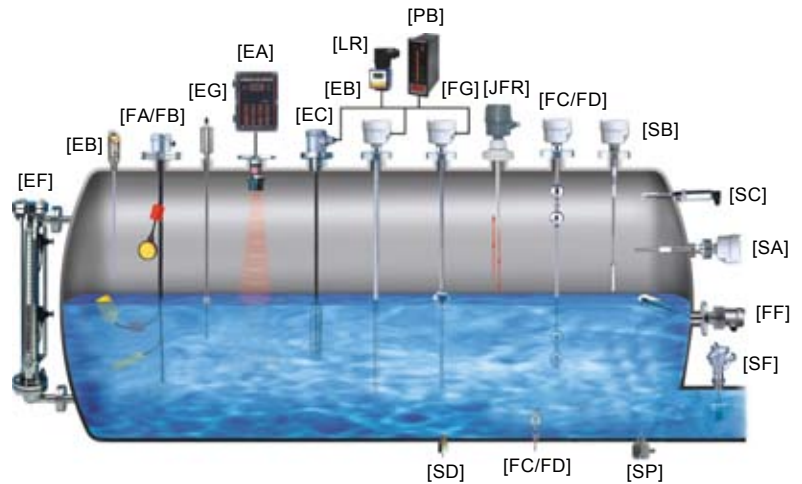


Fig. 4

# EXAMPLES-OF-TANK-MOUNTING

- [FC/FD] Mini Float/Magnetic Float Level Switch
- [FG] Magnetic Float Level Transmitter
- [FF] Side Mounting Float Switch
- [FA/FB] Cable Float Level Switch
- [SP] Thermal Dispersion Flow Switch
- [SF] Paddle Flow Switch
- [SD] Optical Level Switch
- [SE] Rotary Paddle Level Switch
- [SA] Capacitance Level Switch
- [EC] Pressure Level Transmitter
- [LR] Loop Power Indicator
- [SC] Vibrating Probe Level Switch
- [SC] Tuning Fork Level Switch
- [EB] RF-Capacitance Level Transmitter
- [SB] RF-Capacitance / Admittance Level Switch
- [EG] Magnetostrictive Level Transmitter
- [EF] By-Pass Level Transmitter
- [MEF] Mini By-Pass Level Transmitter
- [EA] Ultrasonic Level Transmitter
- [JFR] FMCW Radar Level Transmitter
- [EE] Electromechanical Level Measuring System
- [ED] Speed Monitor
- [SRT/SRS] Conveyer Belt Misalignment Switch & Safety Cable Pull Switch
- [PB/PM] Microprocessor Based Bargraphic Display Scaling Meter
- [BRD/AE] Valve and Controller for Dust Collector System
- [BAS/BAH/BVP] Air Hammer
- [BVK/BVR/BVT] Pneumatic Vibrator



PLES

## FineTek Co., Ltd.

No.16, Tzuchiang St., Tucheng Industrial Park, New Taipei City 236, Taiwan  
 TEL: +886-2-2269-6789 FAX: +886-2-2268-6682  
 Email: info@fine-tek.com

## Fine automation (ShangHai) Co., Ltd.

No.451 DuHui Rd, MinHang District, Shanghai, China 201109  
 TEL: +86-21-6490-7260 FAX: +86-21-6490-7276  
 Email: info.sh@fine-tek.com

## FineTek Pte Ltd.

No. 11 Kaki Bukit Road 1, #04-01 Eunos  
 Technolink 415939, Singapore  
 TEL: +65-6452-6340 FAX: +65-6734-1878  
 Email: info.sg@fine-tek.com

## FineTeK GmbH

Frankfurter Str. 62, OG D-65428 Ruesselsehim, Germany  
 TEL: +49-(0)6142-17608-0 FAX: +49-(0)6142-17608-20  
 E-Mail: info@fine-tek.de



Distributor:



Garma Electrónica, S.L.  
 CIF. B-20178372  
 CALLE OYARZUN, 1 bajo  
 20013 SAN SEBASTIAN  
 Tel. 943 29 11 02 · fax 943 27 35 77  
 www.garmasl.com · garma@garmasl.com